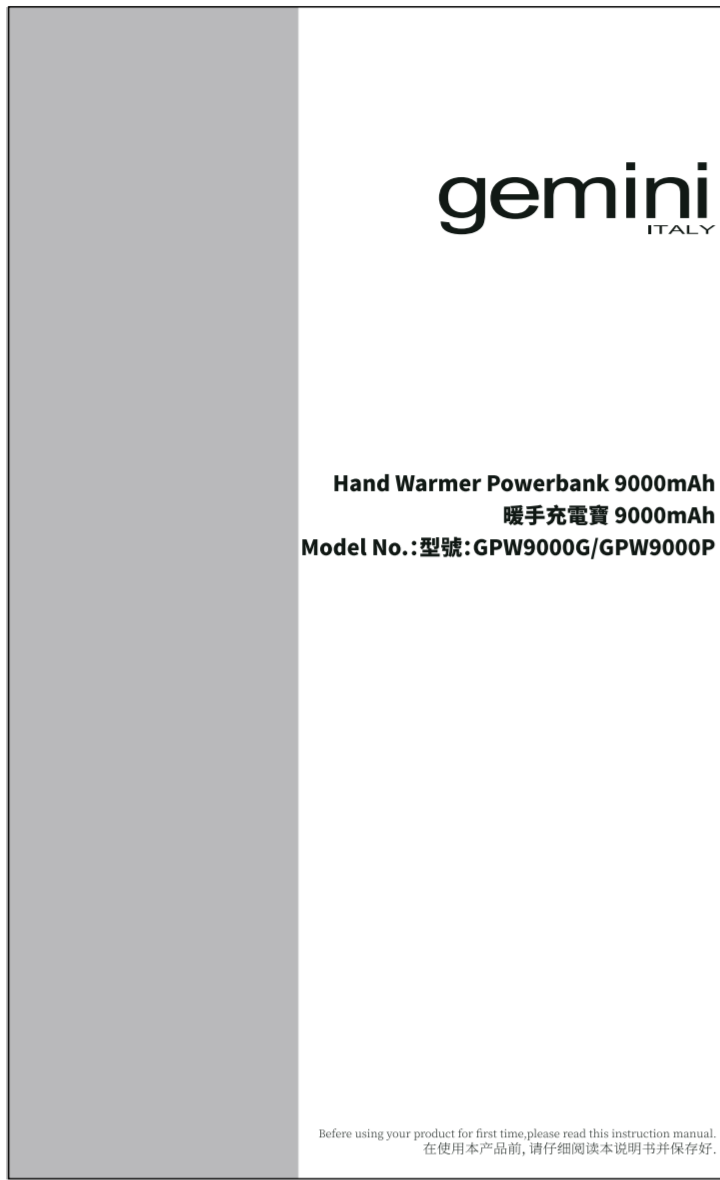


155 mm



95mm

Safety Precautions:

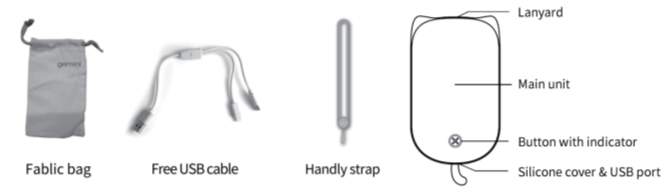
- Please read the instructions and all the illustrations carefully before using this product. Keep this description for future reference.
- Before you plug in the USB port source with adapter (adapter is not included), Please check that the charger specified in this product is consistent with the right wattage before charging. If the wattage does not match, please do not use this product.
- The USB cable has any damage of this product, please contact the product our after sales service center , and it must be replaced by our maintenance personnel.
- When using this product, it should be placed on a stable platform and placed out of reach of children.
- Do not use this product on or near the surface of heat-resistant objects such as carpets and plastics. Do not place the items that are susceptible to temperature on top of this product.
- If the product is not used, do not turn on the hand warmer function, otherwise it will affect the life of the product.
- This product has automatic interrupt design to prevent the product from being damaged due to the high temperature.
- Please do not immerse the USB cable and the whole product in the water or other liquid surface to prevent damage to the product.
- Please stop using this product when it found parts to be defective.
- This product is not for children under 14 years of age as toys, please follow the instructions carefully.
- Adults should guide children not to play with this product.
- Do not place the product near the hot water pot, oven or microwave .
- Warmer function : Indoor temperature is around 25 degrees, the normal working time after full charging , (Level one) around 6 hours, (Level two) around 5 hours. (note: different weather and environment, the working hours of the hand warmer will be different.)
- There are two temperature level of the Hand warmer function: (Level one) can be reached around 45 degrees and (Level two) can be reached around 50 degrees during normal operation. (Due to different environmental factors ,weather, and user behavior the temperature of hand warmer will be deviated.) To avoid danger ,when using the hand warmer can't cover any-thing on the hand warmer.
- Hand warmer has over-heat automatic cut-off function. When the temperature is over 52 degrees, Hand warmer will automatically stop the heating. (Note: do not use the warm hand function in over 32 °C , avoid scald your hands)

①

Warning:

- This product is not for children under 14 years of age as toys, please follow the instructions carefully.
- When charging the product, charge the product with the Power: 5V/2A adapter (adapter is not included) and use the standard USB cable.
- Hand warmer is forbidden to be used in water or in fire. If there is a lack of electricity and so on, please stop using it immediately in order to avoid the risk

The structure of the product is as follows:



Remarks: Product images are for reference only,the actual product shall prevail.

②

Product specification:

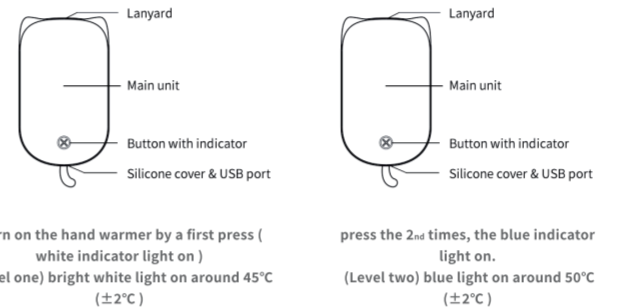
Model: GPW9000P (Pink), GPW9000G (Green)
 Product size: 74W*139H*26.5Dmm
 Output : 5V/2A
 Power : 17W
 Battery capacity: 9000mAh Li-polymer battery.

Product accessories:

1. Fabric bag 2. Handly strap 3. 2 in 1 charging cable

Guide to use (hand warmer function):

Turn On : press once to turn on the hand warmer, the white indicator light on. Turn on the warm hand function (Level one) press 2nd times ,the blue indicator light on , and press again, will turn off the hand warmer function.



Guide to use (charging function):

First , please full charging the power bank for around 6-7.5 hours before use.
 Type-C input : MAX 5V/2A ,When charging the power bank by connecting the USB port to the adaptor (not included); then connect the Type C wire to the power bank, the blue light is bright, after full charging completed, the light will off.
 USB output : Plug in the USB cord to power bank, connect the Type-C wire to mobile phone/device for charging, when output of 5 V/ 2A to phone , the white colour breathing light will flash.When finished charging or disconnect the wire for 10 seconds , white colour breathing light will off.

③

Multiple Circuit Protection:

In order to prevent the battery from being easily damaged and increase the service life of the battery.

Over-charge protection: When voltage reaches4.2V, it will automatically stop charging and prevents the damage caused by the over charging of the battery.

Over-discharge protection: when the battery is depleted, Hand warmer will automatically stop the heating .

Over-voltage protection: When the external charging voltage is higher than 4.2V, it will automatically stop charging.

Overheating protection: When the temperature is over 52 degrees, Hand warmer will automatically stop the heating .

The following conditions are not in the scope of free repair service:

- Damage by man-made causes (such as drop, crash, misplacement in the corrosive environment etc.)
- Damage by irresistible reasons (such as earthquake, fire, flood and some other natural disasters)
- Damage caused by maintenance technician who are not assigned by Gemini
- Damage caused by violation of operating requirements noted in user manual;
- Out of warranty or exchange period;
- Unable to provide product warranty card, purchasing invoice or revise the invoice personally;
- Before returning the product, please ensure no damage of the appearance, complete package and accessories.

④

A面

安全注意事項:


- 使用本產品前,請仔細閱讀使用說明及所有圖解.保留此說明書以便將來參考。
- 連接USB電源適配器前,先檢查本產品所標明的電壓是否與您使用的電壓插頭相符.若電壓不相符,請不要使用本產品。
- 本產品的USB電線有任何損壞時,切勿使用本產品。
- 使用本產品時應放置在兒童觸摸不到的地方。
- 不要在地毯及塑膠等不耐熱的物體表面(或其附近)使用本產品,容易受溫度影響的物品不要置於本產品上方。
- 如果不使用本產品時,不要開啟暖手功能操作,否則會影響到產品的使用壽命。
- 本產品有自動斷電設計,以防止由於溫度過高而使產品損壞。
- 請不要將USB線、及整個產品浸入水裏或其他的液體裏面,防止損壞產品而觸電。
- 發現本產品或其他部件損壞時,請立刻停止使用。
- 本產品非供14歲以下兒童做為玩具使用,請遵循說明謹慎使用。
- 成人應該指導小孩不可把玩此產品。
- 不要將產品放在靠近熱水器、電爐或微波爐等熱源的地方。
- 暖手寶功能:在充滿電情況下,室內環境溫度大約25度,正常持續發熱工作:一檔約6小時左右,二檔約5小時左右。(注意:在不同天氣及使用環境下,暖手寶正常持續發熱工作時間會有不同)
- 暖手寶的正常工作溫度:一檔約45度,二檔約50度。(數據基於室內環境溫度大約25度測試,注意:在不同天氣及使用環境下,暖手寶正常持續發熱工作時間會有不同)
- 暖手寶設有超溫自動停止發熱功能。(溫度超過52度,暖手寶自動停止發熱工作。(注:夏季天氣溫度超過32度,請不要使用暖手功能,以免燙手)
- 本產品不宜長時間固定握緊在手上使用暖手功能,建議握3-5秒左右適當鬆開,以免燙手。
- 使用本產品的暖手功能時,不能用物件包裹著及物件(如衣服、頭巾、毛巾、書本、塑膠物品等) 壓著使用,以免溫度過高,發生危險。
- 使用本產品的暖手功能的第二檔時,可放置於配送綿布袋裏使用及在-5度以下的情況下套於綿布袋使用,以免燙手。
- 充滿電需時間:5V/2A充電插頭約6-7.5小時左右。(需要自己購買合適之充電插頭)
- 本產品不支持QC 3.0版本的快速充電(即USB Power Delivery)。

⑤

警告:

- 本產品非供14歲以下兒童使用,請遵循說明謹慎使用。
- 給產品充電時,請使用輸出電壓/電流為5V/2A以上充電插頭(不供應此配件)進行充電,並使用附送USB充電線。
- 產品禁止投入水中或火中使用,如發生漏電等異常情況,請立即停止使用,以免發生危險。

產品結構圖:



備註:產品圖片僅供參考,具體以實物為準。

產品規格:

產品型號:GPW9000P (粉紅色) /GPW9000G (綠色)
 產品尺寸:74mm x 139mm x 26.5mm
 輸入/輸出:DC 5V/2A
 輸出功率:17W
 電池容量:聚合物電池9000mAh


⑥

產品配件:

- 綿布袋一個
- 手帶一條
- 送二合一充電線一條

暖手功能:

開關:短按1下開關鍵,指示燈轉為白色燈亮長起,開啟暖手寶功能第一檔,再短按多一下,指示燈轉為藍色燈亮長起,開啟暖手寶功能第二檔,再短按一下,指示燈關閉並關閉暖手寶功能。



首次短按1次開關 第一檔亮白色燈 溫度45度左右(±2°C)
 再次短按指示燈藍色燈亮長起 第二檔藍色燈 溫度50度左右(±2°C)

暖手功能:

首先請用戶用充電器先充滿電,約6小時至7.5小時才正式使用。
 用適配器(不提供/需用符合電壓的適配器插頭)充將暖手寶充電,把TYPE-C充電線連接到手提電話/設備並輸入:MAX 5V/2A,充電時,藍燈漸變閃亮,充滿電後,增減。USB輸出:把充電線USB插頭先連接到暖手寶,再把電線令一邊TYPE-C插入手提電話/設備內進行充電,自動啟動輸出5V/2A,白燈漸變閃亮。暖手寶電量耗盡(即充電器電量不足時)或充電完成(充電輸出完成),白燈減;
 USB輸出(充電進行時,需要用附送的二合一充電線),充電進行時,暖手寶功能不能開啟。
 充電器的電量不足提示:在有操作情況下,電量不足提示為白藍燈交替閃爍。

⑦

電池完全沒電的情況下:按下按鍵完全不亮。
 充電器充滿電時間:5V/2A充電器約6-7.5小時左右。(需用符合電壓的適配器插頭)

多重電路保護:

為防止電池容易損壞,增加電池使用壽命
 過壓保護:當外部充電電壓高於4.2V,會停止充電。
 過放保護:當電池耗盡時,暖手寶會停止發熱。
 過充保護:當電池充滿電時會停止繼續充電,防止電池過充而損壞。
 超溫保護:當溫度超過52度時,暖手寶會停止發熱。

下列情形不在免費報修範圍之內:

- 由於人為原因(如跌落、碰撞、放置於易腐蝕環境等)造成的損壞;
- 不可抗拒原因(如地震、火災、水災及其它自然災害)造成的損壞;
- 非公司指定的專業維修人員擅自自行拆修本機造成的損壞
- 違反本機使用說明書所規定的使用要求而造成的損壞;
- 超出保限期、更換期;
- 無法提供產品保修卡、購買發票或私自塗改發票;
- 顧客要求退還之產品,應保證產品外觀無損傷、外包装完整,配件齊全方可予以調換。

⑧

請記錄下列產品資料



- 型號 _____
- 機身編號 _____
- 經銷商名稱 _____
- 購買日期 _____

本產品不斷改進中,如功能有所更改,恕不另行通知,如有疑問,請與客戶服務中心聯絡,不便之處,敬請諒察。

說明書內容以英文版本為準

ToolBox Customer Service Centre 客戶服務中心:
 4/F, DCH Building, 20 Kai Cheung Road, Kowloon Bay, Hong Kong
 香港九龍灣啓祥20號大昌行集團大廈4樓

Customer Service Hotline 客戶服務熱線: (852) 8210 8210
 Service E-mail 電郵地址: 8210service@gilman-group.com
 Please register now at 請即上網登記: www.toolbox.hk
 Website網址: www.gilman-group.com

太平洋電器 Proudly Serviced by

B面

中英文说明书

双面印刷

风琴折